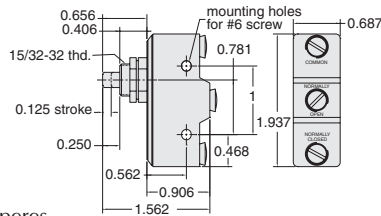


Single Pole Electrical Switch



Stem Travel: 1/8" (3.2)

Rating A.C.: 120 volts - 15 amperes
240 volts - 15 amperes
480 volts - 15 amperes

Rating D.C.: 125 volts - 0.5 amperes
250 volts - 0.25 amperes

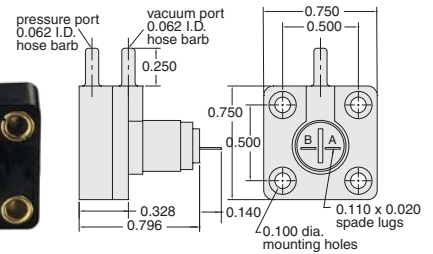
Mounting: #15/32-32 thread; nut and lockwashers furnished, also two 0.140" dia. mounting holes in body

Approvals: UL and CE



Part No.	Description
ES-1	Single Pole, Double Throw Snap-Action Electrical Switch
ES-1-GP	Single Pole, Double Throw Snap-Action Electrical Switch with Gold-Plated Contact
15601	Terminal Cover

Pneumatic Electric Switches



Electrical Rating: 60 ma. AC resistive 40 ma. DC resistive @ 120 volts

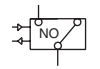
Switching Speed: 125 Hz, Normally-Open

Actuating Pressure: 3" H₂O 10% pressure vacuum, or DP

Maximum Pressure: 8 psig (continuous)

Construction: ABS plastic case gold plated contacts natural rubber diaphragm

Use: For interfacing fluidic or other low pressure air signals with electronic circuitry dual inputs operates on pressure, vacuum, or differential pressure signals



Part No.	Description
5100-3-NO	Pneumatic Electric Switch, Normally-Open Contacts
5100-3-NC	Pneumatic Electric Switch, Normally-Closed Contacts

CUSTOMer solutions

If you need a product that fits your application perfectly, Clippard has the capability to design or modify one of its products to suit your exact needs. We understand that a standard catalog product may be close but not be exactly what you need. Let us know YOUR Need, and we will help to find YOUR Solution!



Needle valves are common in controlling the flow of fluids and gases. This special needle valve uses a "D" stem for adapting to standard panel knobs. It also incorporates a special left-handed thread to provide a more intuitive clockwise movement to increase flow of the back for ease-of-assembly in a tight space. It also incorporates a special toggle to match the customers' aesthetic requirements.

A combination assembly using a toggle or push button operator and Clippard's pressure-actuated electrical switches provides a simultaneous air and electrical output.



This air-piloted valve is designed for a **water application** where limited space is available.



Alternate materials, seals and/or lubrication for specific applications are common (and welcomed) requests at Clippard. Stainless steel, aluminum, plastic or brass. All available, just ask!

For more information, visit www.clippard.com/customsolutions